


# WARNING!


*Vehicle drivers should never attempt to configure, adjust or enter information into a GPS unit while driving.*

This mapping GPS receiver has a Safety Mode to prevent vehicle drivers from operating the GPS while the vehicle is in motion. The unit will navigate and play music while moving, but the touch-screen buttons are temporarily disabled. The screen buttons become responsive again when the vehicle stops.

However, if a passenger is available to act as navigator, Safety Mode can be turned off. This switches the unit to Passenger Mode and allows the passenger to operate the unit while the vehicle is moving.

To disable Safety Mode and switch to Passenger Mode:

1. Turn on the unit by pressing the **POWER** key.
2. Wait while the unit powers up. Close the opening warning message by pressing the **X** in the upper right corner of the message.
3. Access the Main Menu by pressing the **MENU** button  in the top left corner of the screen. Choose **OPTIONS** from the Main Menu, then choose **OPTIONS 3** to display the Safety Mode button.



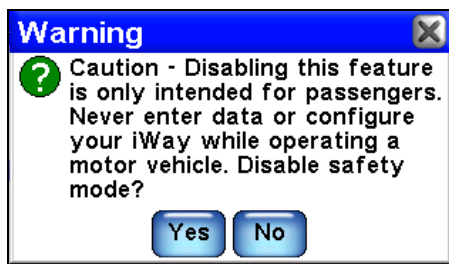
The iWAY Main Menu, at left, and the Options 3 Menu with Safety Mode button, at right.

4. The Safety Mode button will show if the safety feature is on or off.



Safety Mode is on, at left, and off, at right.

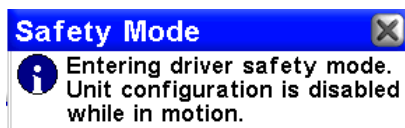
5. Tap the **SAFETY MODE** button and the following menu and warning message appears:



Safety Mode disable menu.

6. Tap **YES** to disable Safety Mode and return to the Options 3 Menu. Press the **X** button to close the menu and return to the map display.

7. To leave Passenger Mode and return to Safety Mode, simply repeat step 3 and tap the **SAFETY MODE** button. When you return to Safety Mode the following message appears. You can close the message by pressing **X** or wait a few seconds and it will close automatically. Press the **X** button to close the menu and return to the map display.



Safety Mode enable message.

## **WARNING:**

**When a GPS unit is used in a vehicle the vehicle operator is solely responsible for operating the vehicle in a safe manner. Vehicle operators must maintain full surveillance of all pertinent driving conditions at all times.**

**An accident or collision resulting in damage to property, personal injury or death could occur if the operator of a GPS-equipped vehicle fails to pay full attention to travel conditions and vehicle operation while the vehicle is in motion.**

**Do not attempt to configure, adjust or enter information into your GPS unit while driving.**